

HJBM PLUS 30 T2 0,75kW (268303106)

GENERAL DATA



SQUARE WALL PLATE FAN, VARIABLE PITCH BLADES AND HIGH EFFICIENCY MOTOR

MANUFACTURING FEATURES

- Squared frame in galvanized steel sheet with C4 anti-corrosion finish.
- Variable pitch angle polyamide impeller reinforced with fibreglass.
- Supplied with motor support and protection guard according to the UNE-EN 20-359-74 norm and the ROHS 2002/95/EC Directive (Restriction of the Use of Certain Hazardous Substances in Electrical and Electronic Equipments).
- High efficiency standard asynchronous squirrel-cage motor with IP-55 or IP-54 protection (wiring box IP-65) and Class F insulation. Manufactured with standard voltages: 230V 50Hz for single phase motors, 230/400V 50Hz for three phase motors.

APPLICATIONS

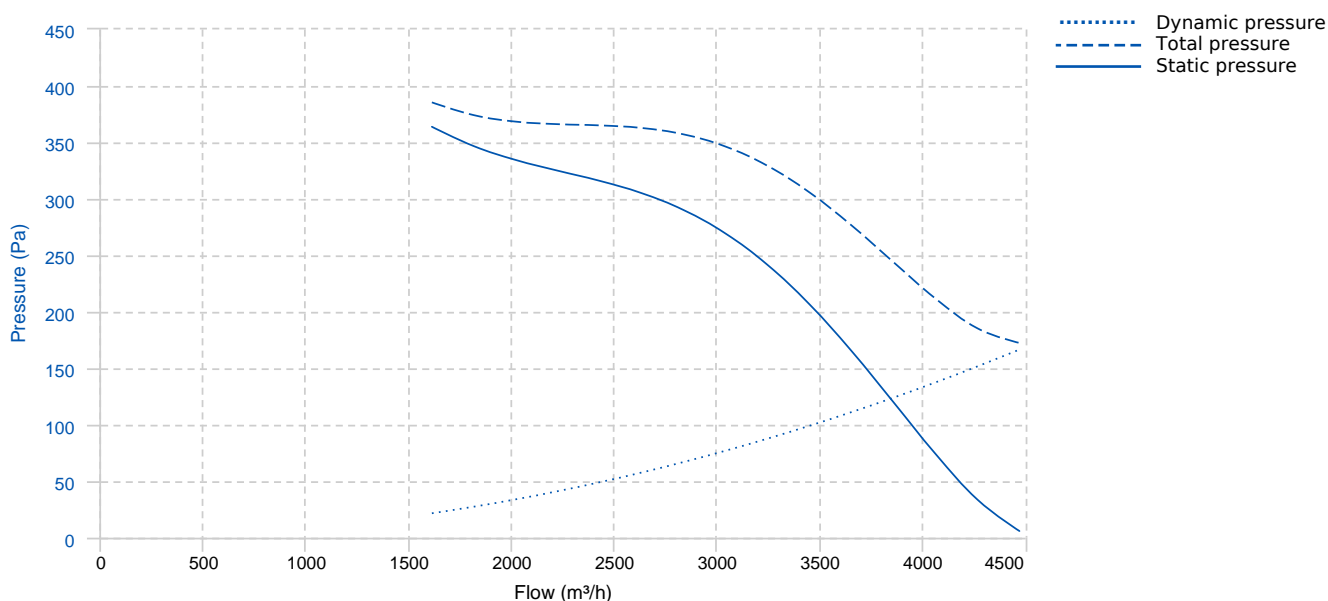
Designed for wall assembly, they are suitable for:

- Air renewal in buildings and industries.
- Maximum working temperature: single phase 50°C, three phase 60°C.

UNDER REQUEST

- Aluminium impeller.
- 60Hz fans.

PERFORMANCE CURVE

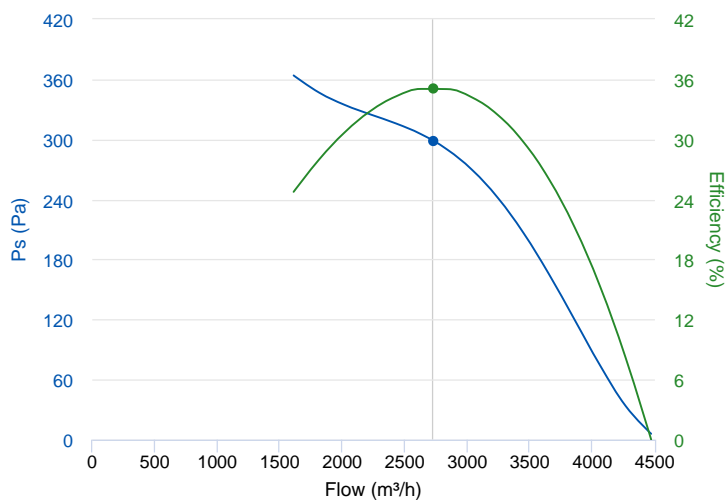


TECHNICAL DATA

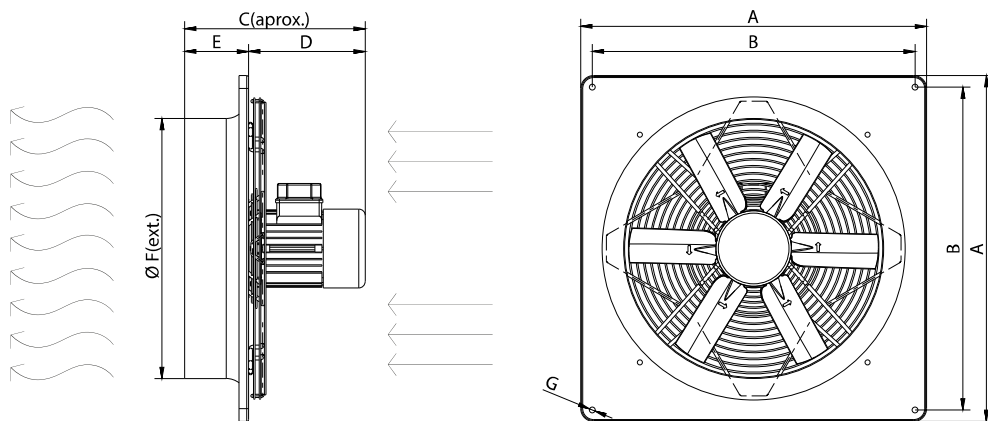
Fan							
RPM	2800	Approx. weight	6.5 kg	Max. Flow	4480 m³/h		
Motor							
Power	0,75 kW	RPM	2800	I max. (230V)	2,75 A	I max. (400V)	1,58 A
Size	80	Approx. weight	12.5 kg	Efficiency (%)	80.7 %	FP	0.86

ERP DATA

Fan data sheet		
Fan type	Axial fan	
Installation category	A: Outlet and Inlet free discharge	
Efficiency category	Static	
The fan has to be installed with VF	No	
Motor power (kW)	0.75	
	Fan values	ERP Requirements 2015
Max. efficiency (%)	35.13	32.44
Efficiency grade (N)	42.69	40
Pabs (kW)	0.639	
Flow (m³/h)	2729.9	
Static pressure (Pa)	298.56	
Speed (m/s)	2800	
Specific ratio	1.00	



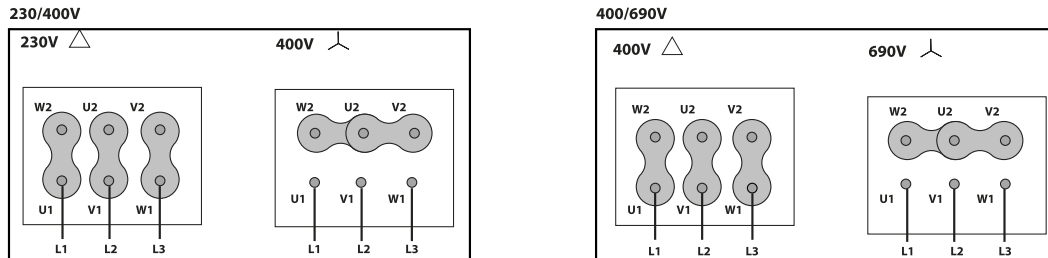
DIMENSIONS



Dimensions (mm)

A	404	B	337	C	318,5	D	236,5	E	82
ØF	308	ØG	9						

WIRING DIAGRAM



ACCESSORIES



SAFETY SWITCH
INT 25 3P A
REF: INT253PA



Outlet protection guard for axial fans
RPO 30
REF: 980000030



PLASTIC GRAVITY SHUTTER
PCP 30
REF: 963220105G



ALUMINIUM GRAVITY SHUTTER
PC2 30
REF: PC23030

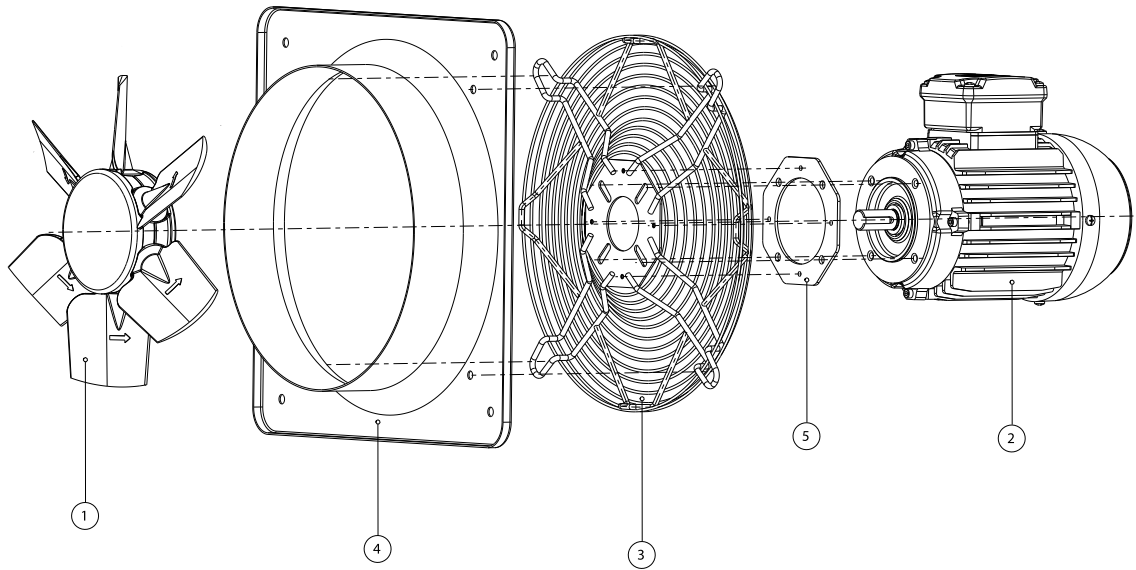


FREQUENCY SPEED CONTROLLER
SFC 230 I 4,2A *
REF: SFC230I004



FREQUENCY SPEED CONTROLLER
SFC 400 III 2,2A *
REF: SFC400III2

SPARE PARTS



	Code	Model	Qty
1	R-H30006340PSTD	IMPELLER 300:AP0:6 G40 D19	x1
2	721001037WEG	MOTOR 0,75KW IE3 3000 B14 230/400V	x1
3	R-268301902	PROTECTION GRID HJBM30	x1
4	R-265311778A001	FRAME HJEM-HJBM30	x1
5	R-266401909	SUPPORT MOTOR DISC HJBM30-35-45 T.80	x1